

Around Shimonoseki Station

As the center of Shimonoseki City, this area is home to key seaside landmarks such as the Shimonoseki Port International Terminal - a maritime gateway -, Kaikyo Yume Tower, and large shopping complexes. Visitors can enjoy both sightseeing and shopping in a short amount of time.



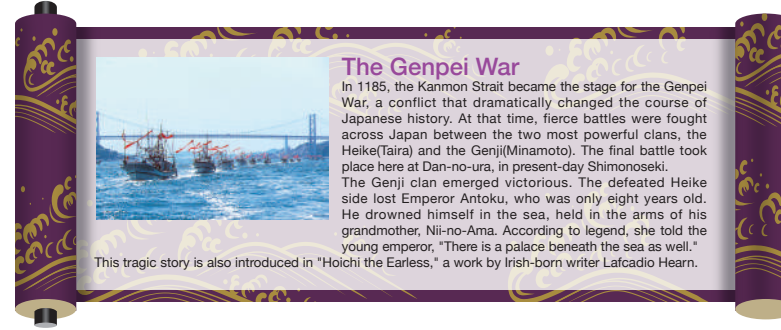
Green Mall
 4.2 min. walk from Shimonoseki Station
 This area is filled with Korean food shops and restaurants and is known locally as "Little Busan." You can try Tonchan Nabe, a hearty hot pot that originated in Shimonoseki.



Seamall Shimonoseki
 Next to Shimonoseki Station
 A vibrant shopping center with approximately 130 stores offering fashion, daily goods, books, food, and dining options. The mall is conveniently located next to Daimaru Department Store and a movie theater, making it ideal for shopping and leisure.

Karato Area

With the Kanmon Strait stretching out before you, this area is filled with the atmosphere of a historic port town. Attractions from both past and present - such as a vibrant fish market, a mesmerizing aquarium, nostalgic retro buildings, and historic shrines loved by the locals - are all gathered here. Also, Mojiiko Retro District in Kitakyushu City can be reached by boat in just five minutes.



The Genpei War
 In 1185, the Kanmon Strait became the stage for the Genpei War, a conflict that dramatically changed the course of Japanese history. At that time, fierce battles were fought across Japan between the two most powerful clans, the Heike (Taira) and the Genji (Minamoto). The final battle took place here at Dan-no-ura, in present-day Shimonoseki. The Genji clan emerged victorious. The defeated Heike side lost Emperor Antoku, who was only eight years old. He drowned himself in the sea, held in the arms of his grandmother, Ni-no-Ama. According to legend, she told the young emperor, "There is a palace beneath the sea as well."



Former British Consulate in Shimonoseki
 7 min. bus ride from Shimonoseki Station to Karato, right in front
 Built in 1908, this is the oldest surviving consulate building in Japan. Inside, visitors can see original furnishings such as desks and chairs once used by British consuls. A cafe is also available on site. The building is designated as an Important Cultural Property of Japan.
 Admission: Free
 Hours: 9:00 a.m. - 5:00 p.m.
 Closed: Tuesdays (except public holidays), the year-end and New Year holidays



Haikara' Yokcho
 5 min. bus ride from Shimonoseki Station to Kaikyoku Mae and 2 min. walk
 This seaside amusement area features a large Ferris wheel approximately 60 meters high, offering panoramic views of the Kanmon Strait. In addition to the Ferris wheel, visitors can enjoy 14 different attractions, making it a popular spot for families and groups.
 Admission: Free (rides require separate fees)
 Hours: Vary by season



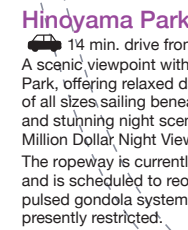
Kameyama-hachimangu Shrine, Fugu(blowfish) statue
 7 min. bus ride from Shimonoseki Station to Karato and 3 min. walk
 This shrine is said to have been founded in 859 and is well known for its world's largest bronze statue of Fugu(blowfish).



Akama Shrine
 8 min. bus ride from Shimonoseki Station to Akama-jingu Mae
 This shrine is dedicated to Emperor Antoku, who lost his life in 1185 during the Genpei War, a decisive conflict that divided Japan. The shrine's striking vermilion gate, Sutenmon Gate, inspired by the Dragon Palace from Japanese legend, is registered as a Tangible Cultural Property of Japan.



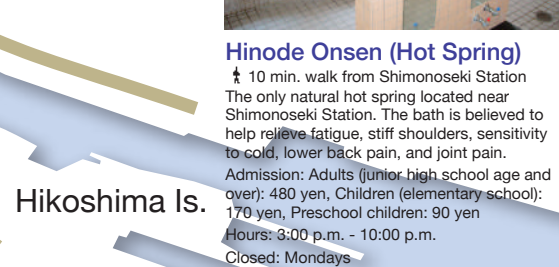
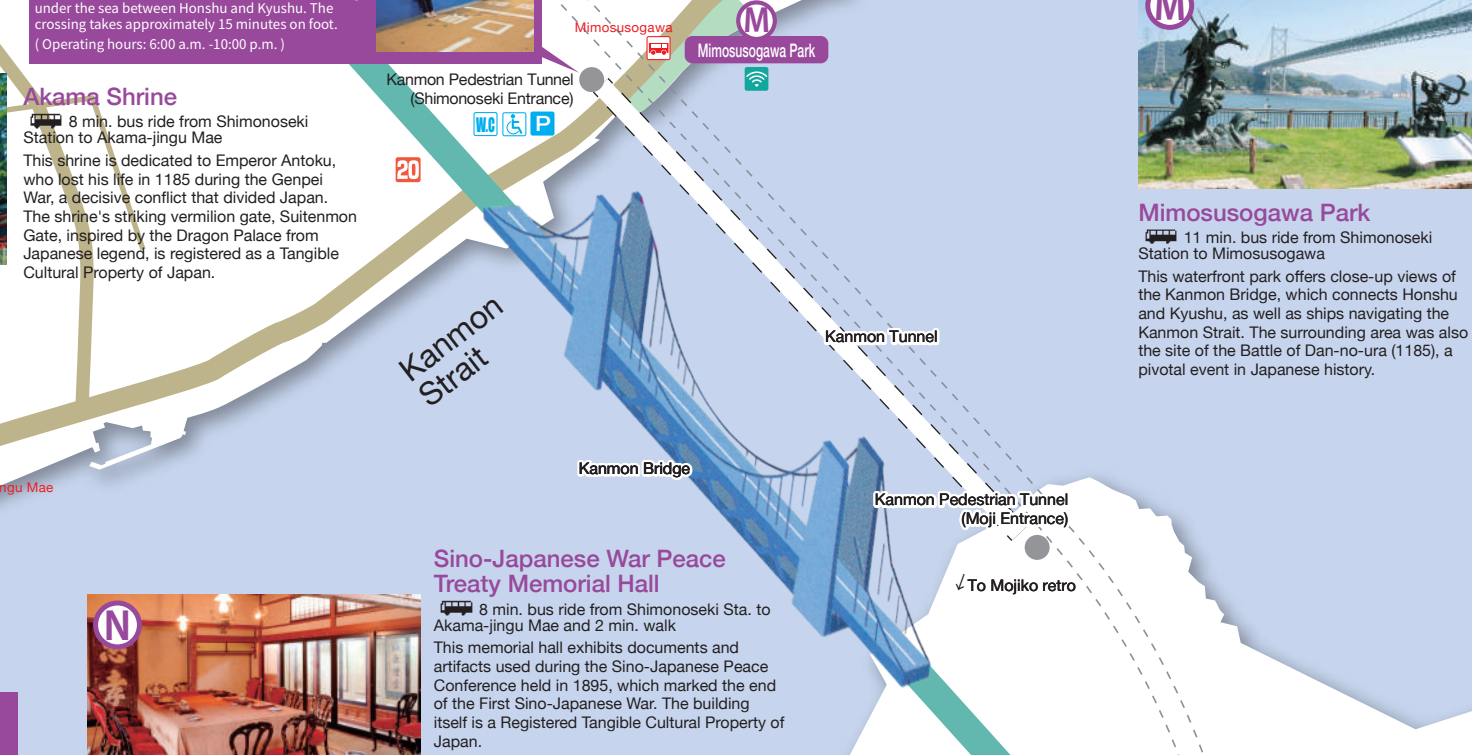
Kanmon Pedestrian Tunnel
 11 min. bus ride from Shimonoseki Station to Mimosugawa
 This unique undersea 780m-long pedestrian tunnel, opened in 1958, offers the rare experience of walking under the sea between Honshu and Kyushu. The crossing takes approximately 15 minutes on foot. (Operating hours: 6:00 a.m. - 10:00 p.m.)



Hinoyama Park
 14 min. drive from Shimonoseki I.C.
 A scenic viewpoint within Setonaikai National Park, offering relaxed daytime views of ships of all sizes sailing beneath the Kanmon Bridge, and stunning night scenery known as the "Ten Million Dollar Night View."
 The ropeway is currently closed for renovation and is scheduled to reopen around 2028 as a pulsed gondola system. Parts of the park are presently restricted.



Mimosugawa Park
 11 min. bus ride from Shimonoseki Station to Mimosugawa
 This waterfront park offers close-up views of the Kanmon Bridge, which connects Honshu and Kyushu, as well as ships navigating the Kanmon Strait. The surrounding area was also the site of the Battle of Dan-no-ura (1185), a pivotal event in Japanese history.



Hinode Onsen (Hot Spring)
 10 min. walk from Shimonoseki Station
 The only natural hot spring located near Shimonoseki Station. The bath is believed to help relieve fatigue, stiff shoulders, sensitivity to cold, lower back pain, and joint pain.
 Admission: Adults (Junior high school age and over): 480 yen, Children (elementary school): 170 yen, Preschool children: 90 yen
 Hours: 3:00 p.m. - 10:00 p.m.
 Closed: Mondays




Shimonoseki Port International Terminal
 7 min. walk from Shimonoseki Station
 Serving as the gateway to Shimonoseki, an international port city, this terminal operates an international ferry route to Busan Metropolitan City, Korea. The terminal is directly connected to Shimonoseki Station via a pedestrian walkway on the second floor.

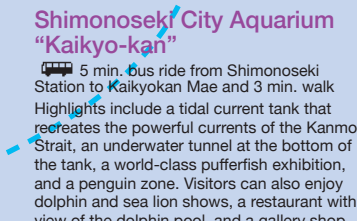


Ganryujima Island
 10 min. boat ride from Karato Pier
 This island is famous as the site of the legendary 1612 duel between Miyamoto Musashi and Sasaki Kojiro, two of Japan's most renowned swordsmen.
 Located in the middle of the Kanmon Straits, the island offers close-up views of the Kanmon Bridge and ships passing through the strait. The panoramic view of the Kanmon Strait is truly spectacular, and the tower is officially recognized as a "Sacred Place for Lovers."
 Admission: Adults 750 yen, Elementary & Junior high school students 350 yen
 Hours: 9:30 a.m. - 9:30 p.m. (last admission 9:00 p.m.)
 Closed: The 4th Saturday of January

- H** Accommodation
- C** Coin Locker
- W** Restroom
- S** Special Needs Restroom
- C** Convenience Store
- 100** 100-yen Shop
- T** Tourist Information
- B** Bicycle Rental
- Y** Bank
- P** Post Office
- D** Drug Store
- TEL** Public Phone
- P** Parking Lot
- B** Bus Stop
- R** Car Rental
- W** Free Wi-Fi



Kaikyo Yume Tower
 7 min. walk from Shimonoseki Station
 This tower features an observation deck at a height of 143 meters, making it one of the tallest towers in western Japan. The panoramic view of the Kanmon Strait is truly spectacular, and the tower is officially recognized as a "Sacred Place for Lovers."
 Admission: Adults 750 yen, Elementary & Junior high school students 350 yen
 Hours: 9:30 a.m. - 9:30 p.m. (last admission 9:00 p.m.)
 Closed: The 4th Saturday of January



Shimonoseki City Aquarium "Kaikyo-kan"
 5 min. bus ride from Shimonoseki Station to Kaikyoku Mae and 3 min. walk
 Highlights include a tidal current tank that recreates the powerful currents of the Kanmon Strait, an underwater tunnel at the bottom of the tank, a world-class pufferfish exhibition, and a penguin zone. Visitors can also enjoy dolphin and sea lion shows, a restaurant with a view of the dolphin pool, and a gallery shop.
 Admission: Adults 2,500 yen / Elementary & Junior High School Students 1,200 yen / Children (ages 3 and over) 500 yen
 Hours: 9:30 a.m. - 5:30 p.m. (last admission 5:00 p.m.)
 Closed: Open year-round



Karato Market
 7 min. bus ride from Shimonoseki Station to Karato and 3 min. walk
 Enjoy lively shopping centered on fresh seafood, an experience unique to Shimonoseki, one of Japan's leading fishing cities. The rooftop features a grassy park, where visitors can relax while watching ships pass through the world-famous Kanmon Strait.
 "Iki Iki Bakan-gai" (a temporary gourmet market) Friday and Saturday 10:00 a.m. - 3:00 p.m. Sunday and public holidays 8:00 a.m. - 3:00 p.m.



Kamon Wharf
 7 min. bus ride from Shimonoseki Station to Karato and 3 min. walk
 This waterfront complex features restaurants and shops offering Shimonoseki's signature seafood, including Fugu(pufferfish), Uni(sea urchin), and Anko(anglerfish), as well as a variety of local souvenirs.
 Hours: Vary by store
 Facilities: Foreign currency exchange machine available



Shimonoseki Nabecho Post Office
 7 min. bus ride from Shimonoseki Station to Karato and 1 min. walk
 Built in 1900, this building is recognized as the oldest post office still in operation in Japan, and also the oldest existing western style building in Shimonoseki.

Discount Bus Ticket

- Sanden 1-day Pass**
 Unlimited rides available on all local bus routes in Shimonoseki for a designated one-day or for 24 hours. (except for the expressway bus bound for Fukuoka)
 A designated one-day ticket (both paper tickets and digital tickets available).
 Ticket price: Adults 1,200 yen, Children 600 yen
 Ticket office: Shimonoseki Sta. Tourist Information Center, Shin-Shimonoseki Sta. Tourist Information Center, Shimonoseki Sta. Bus Ticket Office
- SUNQ Pass**
 SUNQ Pass holders can take unlimited rides on most of the expressway / local buses and some boats in both Kyushu and Shimonoseki within the designated period.
 Ticket Prices:
 • Northern Kyushu + Shimonoseki 3 days, digital tickets: ¥10,000, paper tickets: ¥12,000
 • All Kyushu + Shimonoseki 3 days, digital tickets: ¥12,000, paper tickets: ¥14,000
 • All Kyushu + Shimonoseki 4 days, digital tickets: ¥15,000, paper tickets: ¥17,000
 Ticket office: Shimonoseki Sta. Bus Ticket Office
- Yamaguchi Bus Pass**
 Unlimited-ride bus ticket within Yamaguchi Prefecture for foreign tourists.
 Ticket prices:
 1 day, ¥2,000
 2 days, ¥4,000
 3 days, ¥5,000
 Ticket office: Shimonoseki Sta. Bus Ticket Office

Accommodations Shimonoseki Accommodation Association 083-222-0756

1 Ryokan Sumire	TEL. +81-83-222-3191
2 Prince Hotel Shimonoseki	TEL. +81-83-232-2301
3 KOKO STAY Shimonoseki	TEL. +81-83-235-2111
4 SHIMONOSEKI Station Hotel	TEL. +81-83-231-2225
5 VIA INN Shimonoseki	TEL. +81-83-222-6111
6 Shimonoseki-Eki Nishi Washington Hotel Plaza	TEL. +81-83-261-0410
7 Smile Hotel Shimonoseki	TEL. +81-83-233-0111
8 Green Hotel Shimonoseki	TEL. +81-83-231-1007
9 Dormy INN Premium Shimonoseki	TEL. +81-83-223-5489
10 Super Hotel Premier Shimonoseki	TEL. +81-83-229-9000
11 Toyoko INN Shimonoseki Kaikyo-yume-tower Mae	TEL. +81-83-234-1045
12 Yufuku Ryokan	TEL. +81-83-231-0029
13 Plaza Hotel Shimonoseki	TEL. +81-83-223-3333
14 Sky Heart Hotel Shimonoseki	TEL. +81-83-232-0001

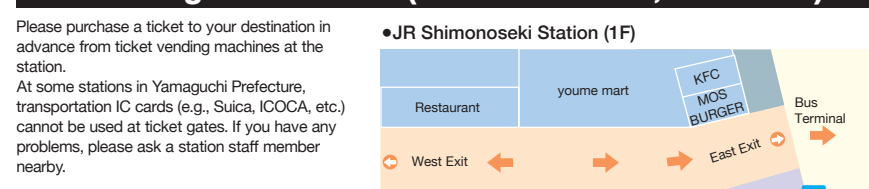
Karato Area

15 Karato Central Hotel	TEL. +81-83-231-5235
16 Shimonoseki Grand Hotel	TEL. +81-83-231-5000
17 Ryokan Shunpanro	TEL. +81-83-223-7181
18 Shimonoseki Osakaya Hotel	TEL. +81-83-242-9818
19 Hoshino Resorts RISONARE Shimonoseki	TEL. +81-50-3134-8096
20 Ryokan Hatagoya Dannoura PA Branch	TEL. +81-83-222-8888
21 Ryokan Mimosugawa-bekkan	TEL. +81-83-222-3357
22 Ryokan Genpeiso	TEL. +81-83-235-8888
23 Shimonoseki Hinoyama Youth Hostel	TEL. +81-83-222-3753
24 National Hostel Kaikyo View Shimonoseki	TEL. +81-83-229-0117
25 Manjuso	TEL. +81-83-222-1126
26 GLAMPDOME SHIMONOSEKI	Web Reservation

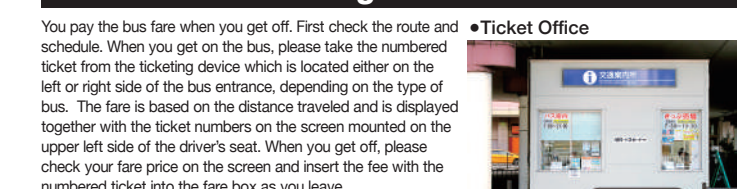
Castle town, Chofu

27 Hotel Kaze-no-umi	TEL. +81-83-241-1180
28 Ryokan Kogushiya	TEL. +81-83-245-0051

How to get on a train (JR Shinkansen, local line)



How to get on a bus



Shimonoseki Station Bus Terminal

