
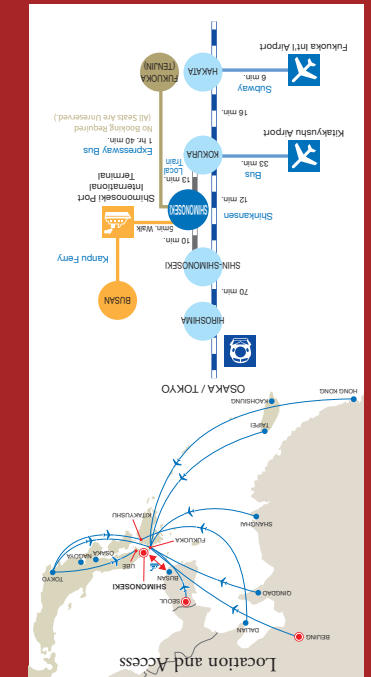


SHIMONOSEKI SIGHTSEEING GUIDE

Welcome to Shimonoseki



TEL: 083-231-1350 FAX: 083-231-1353
<https://shimonoseki.travel/english/index.html>



Events & Festivals



5 May The Shimonoseki Strait Festival
 This festival held every year on May 3rd and 4th is based on an actual historical event that took place in the Kannon Strait. The festival re-enacts various historical events associated with Shimonoseki. These include the "Parade of court ladies of the Sentei (Former Emperor) Festival", the sea parade and the "Samurai Parade", which are all depicting important events during and after the war.



Tour de Shimonoseki
 This cycling event is appealing for its scenic course which takes cyclists through the coastline and leafy roads.



8 August The Strait fireworks
 A splendid fireworks display is staged by shooting around 15,000 fireworks into the night sky from both banks of the Kannon Strait on August 13th every year. The sea reflects the mesmerizing fireworks to form a unforgettable scene. (The event is still held on a rainy day but is cancelled if there is severe weather.)



Shimonoseki Bakan Festival
 When: Saturday & Sunday in late August
 Place: From Shimonoseki Station to Karato Area
 The summer's largest festival bustles with many staged events and open-air stalls. There is an air of excitement on the final day during the festival's highlight, the "Heiko Dance", in which about 4,000 city residents participate.



10 October Toyoura Cosmos Festival
 When: Early to Mid October
 Place: Refresh Park Toyoura
 This festival is held while a million cosmos flowers bloom. It offers a range of programs, including the Cosmos Maze and a horse-riding experience.

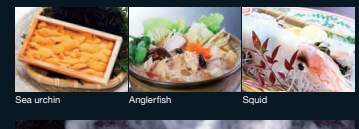


11 November Shimonoseki Kaikyo Marathon
 A very popular marathon event in Japan which takes participants along the Kannon Strait.

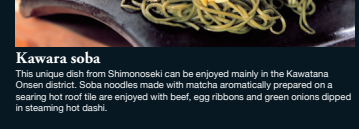
The food of Shimonoseki



Fugu (blowfish)
 Shimonoseki boasts the largest blowfish handling in Japan. Throughout the year, you can enjoy a variety of fugu dishes in the city's restaurants, including sashimi, hotpot, koragae, sushi, soups, rice porridge, rice topped with fugu, and hot sake flavored with fugu fins.




Tonchan Nabe
 Shimonoseki's regional dish is a hotpot of offal and vegetables cooked in a sauce made of authentic Korean spices.



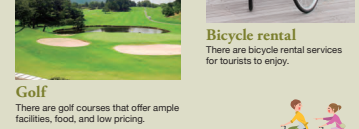
Soft-serve ice cream
 You can enjoy soft-serve ice cream in a variety of flavors, including strawberry, wakame seaweed, tomato, and sea urchin at tourist facilities and roadside stations in the city.




A treasure-trove of seafood
 Surrounded by the sea on three sides, Shimonoseki is a city of marine products blessed with an abundant fishing ground and fishing port.



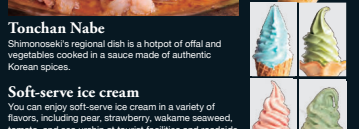
Kawara soba
 This unique dish from Shimonoseki can be enjoyed mainly in the Kawatana Onsen district. Soba noodles made with matcha aromatically prepared on a searing hot roof tile are enjoyed with beef, egg ribbons and green onions dipped in steaming hot dashi.



Fruit picking
 Places: Toyoura-cho, Toyota-cho, Hohoku-cho, etc.
 You can pick and eat seasonal fruits such as mandarin oranges, apples, grapes, and strawberries, as well as the local specialty pears. Availability: pears & grapes (Sep.) mandarin oranges (mid Oct. to early Dec.) apples (late Aug. to late Nov.) strawberries (mid Apr. to early May)



Karato Market
 Located along the Kannon Strait, the fish market attracts ordinary citizens as well as those in the food services industry. It is very popular on Fridays, Saturdays, Sundays and holidays when food stalls offering sushi, seafood bowls and deep fried dishes prepared with fresh seafood open for business.



Fugu (blowfish) cooking experience
 At "Fuku Rakusha" near Japan's top fugu market "Handomari", you can prepare fugu under the supervision of a professional chef and eat it on the spot. (Neutralized fugu is used.)



Soba/tofu-making experience
 You can get a taste of making soba and tofu at Toyota Agricultural Park "Minori no Oka".



Matcha
 You can have matcha at the "Chofu Mori Residences" and "Chofu Garden" in the castle town of Chofu where you can sense the ambience of Japan.



Fishing
 At "Kuro Tourist Fishing Pond" and the "Fishing Park", even beginners can enjoy fishing casually.



Tsunoshima Island
 This island offers spectacular views of the cobalt-blue sea and white sands. The sunset and the stars at night are also gorgeous. Part of the island is in Kita-Nagato Kagan Quasi-National Park, and the Tsunoshima Island Bridge (1,760 meters long) which links the island with the mainland has become a famous film and TV commercial location since it opened in 2000. (Traveling to Tsunoshima Island)
 70 min. drive from Shimonoseki I.C. (expressway entrance / exit) or 30 min. by bus from JR Takabe Station to "Hotel Nishi-Nagato Resort Iriguchi" and 3 min. walk.



Around Shimonoseki Station

The area around Shimonoseki Station is the center of Shimonoseki. There is an observatory tower that commands panoramic views of the city, the Green Mall where people can feel Shimonoseki's history with Korea, and many stores and restaurants. It is about a 5 minute walk from Shimonoseki Station to the international ferry terminal. The terminal is connected to Busan, Korea. Shimonoseki Station is connected to anywhere in Japan, such as Kyushu in the south and Tokyo in the east. You can get on the Shinkansen (bullet train) from Shin-Shimonoseki Station, which is located two stations away from Shimonoseki Station.

Accommodations

- 1 Ryokan Sumire
- 2 Prince Hotel Shimonoseki
- 3 Hotel Wing International
- 4 Shimonoseki Station Hotel
- 5 VIA INN Shimonoseki
- 6 Shimonoseki-Eki Nishi Washington Hotel Plaza
- 7 Smile Hotel Shimonoseki
- 8 Green Hotel Shimonoseki
- 9 Ryokan Tenkai
- 10 Dormy INN Premium Shimonoseki
- 11 Tokyo INN Shimonoseki Kaikyō-yume-tower Mae
- 12 Yufuku Ryokan
- 13 Plaza Hotel Shimonoseki
- 14 Business Hotel VIP Nangoku

Other Amenities: Bank, Post Office, Restroom, Special Needs Restroom, Convenience Store, 100-yen Shop, Tourist Information, Car Rental, Coin Locker, Drug Store, Public Phone, Parking Lot, Bus Stop, Car Rental.

Sea Mall Shimonoseki

2 mins. walk from Shimonoseki Station. Interactive shopping center (Specialty shops, Department Store Daimaru). The mall offers restaurants, fashion stores, beauty stores and a V100 Store. You can also find commemorative gifts of Shimonoseki city and Yamaguchi prefecture.

Green Mall

2 mins. walk from Shimonoseki Station. Green Mall, which is located 200 m north of Shimonoseki Station, has many vendors that handle Korean food and specialty products. You can enjoy shopping in a homey atmosphere. There are some tax-free stores on the street.

Kaikyō Yume Tower

17 mins. walk from Shimonoseki Station. The Tower is 153m, one of the tallest in western Japan. The view of the Kammon Strait from the top of this tower is splendid. On the observatory floor, there is also a coffee shop. Admission fee: Adult ¥1000, Children (elementary/junior high school) ¥500 (AM9:30 to PM10:30). There is a 50% discount for foreigners who bring their passports.

Ganyujima Island

10 mins. boat ride from the Karato Pier. On this island, there was a famous battle between Miyamoto Musashi and Sasai Kojirō to determine the best sword in 1612. The Book of Five Rings ("Go-no-ji"), which was written by Miyamoto Musashi, is now translated into English and is known around the world. There is a ferry to and from the Karato Pier. Fee: Roundtrip adult ¥900, Child ¥400.

Accommodations	Shimonoseki Accommodation Association 083-222-0176
1 Ryokan Sumire	Tel.083-222-3191
2 Prince Hotel Shimonoseki	Tel.083-232-2301
3 Hotel Wing International	Tel.083-235-2111
4 Shimonoseki Station Hotel	Tel.083-231-2225
5 VIA INN Shimonoseki	Tel.083-222-6111
6 Shimonoseki-Eki Nishi Washington Hotel Plaza	Tel.083-261-0410
7 Smile Hotel Shimonoseki	Tel.083-233-0111
8 Green Hotel Shimonoseki	Tel.083-231-1007
9 Ryokan Tenkai	Tel.083-222-3676
10 Dormy INN Premium Shimonoseki	Tel.083-223-5499
11 Tokyo INN Shimonoseki Kaikyō-yume-tower Mae	Tel.083-234-1045
12 Yufuku Ryokan	Tel.083-231-0029
13 Plaza Hotel Shimonoseki	Tel.083-233-3333
14 Business Hotel VIP Nangoku	Tel.083-232-0001

Karato Area	Tel.
15 Kinraku Ryokan	Tel.083-222-0017
16 Kiraku Ryokan	Tel.083-222-3037
17 Karato Central Hotel	Tel.083-231-5235
18 Tokyo Daiichi Hotel Shimonoseki	Tel.083-223-7111
19 Shimonoseki Grand Hotel	Tel.083-231-5000
20 Ryokan Shunpanro	Tel.083-223-7181
21 uzuhouse	Tel.083-250-9787
22 Ryokan Hatagoya Danoura PA Branch	Tel.083-222-8898
23 Ryokan Minamisogawa-beikkan	Tel.083-222-3357
24 Ryokan Gempetsu	Tel.083-235-8888
25 Shimonoseki Hinoyama Youth Hostel	Tel.083-222-3753
26 National Hotel Kaikyō View Shimonoseki	Tel.083-229-0117
27 Manjuso	Tel.083-222-1126
28 Hotel Kaze-no-umi	Tel.083-241-1180
29 Ryokan Kogushiya	Tel.083-245-0001

Karato Area

This area is famous for delicious foods using fresh seafood from the Karato market. The waterfront developed a long time ago as people and goods travelled into and out of Karato Pier. This is still a very popular sightseeing location with many restaurants and stores. It takes about 10 minutes by bus or 30 minutes on foot to travel from Shimonoseki Station to the Karato Area.

Karato Market
You will enjoy shopping, centered around fresh fish, which you can only experience in a fishery city like Shimonoseki. On Fridays, Saturdays, Sundays, and national holidays, a temporary gourmet market is held and is very popular with tourists. The top floor is filled with a glass lawn. You can relax there while watching the view of the Kammon Strait.

Karato Wharf
7 mins. bus ride from Shimonoseki Sta. to Karato and 2min. walk. This place has a restaurant area where you can enjoy Shimonoseki's signature delicacies such as "Fugu (blowfish)", "Um (sea urchin)", and "Akoya langurfish". There is also a shopping area which sells various products such as freshly processed fish products and souvenirs. You can enjoy majestic view of the Kammon Strait.

Akama Shrine
10 mins. bus ride from Shimonoseki Sta. to Akama-jingi Mae. This shrine is dedicated to Emperor Anko, who drowned after his defeat in a battle that divided Japan in half about 830 years ago. It is characterized by the red color of the Sultannet Gate. The Sultannet is May is well known as a gorgeous and spectacular festival.

Mount Hinoyama
10 mins. bus ride from Shimonoseki Sta. to Hinoyama and 5min. walk. Mount Hinoyama is a view point within Setonai National Park. From there, you can enjoy the soothing movement of the various ships in the background of Kammon Bridge during the day. At night, you can enjoy a beautiful night view sometimes called "the night view worth 10 million dollars."

Mimosogawa Park
10 mins. bus ride from Shimonoseki Sta. to Mimosogawa and 5min. walk. The ocean in front of the Park is the narrowest part of the Kammon Strait. The strait's current is as fast as the tide and the stream changes direction during the day. The Karato Bridge, which connects the Honshū Island and Kyushū Island is located right across the Park. You can enjoy watching the various sizes of the 700 ships coming and going, a representative scenery of the Kammon Strait.

Shimonoseki Marine Science Museum "Kaikyō-kan"
10 mins. bus ride from Shimonoseki Sta. to Kaikyōkan Mae and 3min. walk. This place offers a lot to see, including a water tank that can replicate the local current of the Kammon Strait, an "ocean tunnel" in the water tank that people can walk through, and exhibitions of many blowfish from around the world. You can also enjoy dolphin and sea lion shows. In the Penguin Aquarium, which contains the world's largest swimming pool (water volume 700 and water depth 6 m), live about 140 pretty penguins (8 types). In the "Temperate zone", you can have a close view of their nests. In the "Subarctic zone", you can enjoy watching the penguins swim. They swim majestically as if you were flying.

Former Akita Co., Ltd. Building (Picture right)
Being built in 1915, it was used as an office as well as residence for Akita Co. The admission is free.

Shimonoseki Nabesho Post Office (Picture left)
It was built in 1800. It is the oldest existing western style building in Shimonoseki. It is also the oldest post office that is currently in use in Japan. It has a gallery and courtyard which has the atmosphere of the time when the building was used.

Castle town, Chofu

By the 7th century a feudal government had already been formed in Chofu. It is a historic town with many old stories stretching back thousands of years. We recommend strolling around the town, enjoying the cherry blossoms in the spring and changing leaves in the fall. It is a 23-minute bus ride from Shimonoseki Station. Be sure to get off the bus at the "Jokamachi (Castle town) Chofu" stop.

National Treasure, Kozanji Temple
13 mins. bus ride from Shimonoseki Sta. to Jokamachi Chofu and 10min. walk. The Buddhist sanctum is the oldest Zen Buddhist style architecture in Japan. A national Treasure - It was built during the Kamakura Period (1302) and is a representative building of the wooden Zen Buddhist architecture. It has a significant meaning in the history of the Religion architecture. The Kozanji Temple also witnessed many historical events.

Chofu Mori Residence
13 mins. walk from Chofu Station. It was built in 1903 by Mikotohichi Mori, the feudal lord at the time. The Meiji Emperor stayed here often. The imposing main building and pure Japanese style garden surrounded by white mud walls really sends people of a bygone era. It offers a tea session, and people can use it as a rest place during their stroll around Chofu. Admission fee: ¥200

Chofu Garden
20min. bus ride from Shimonoseki Sta. to Shinjū Būtsukaku Mae. It is a traditional Japanese garden which includes the residence sight of high ranking samurai of the Chofu Mori clan. In an approximately 31,000 m² area in front of a small hall, there is a stone (draining) pond, chaburo (tea ceremony room), and a creek, centered around a pond. You will enjoy strolling from season to season. Furthermore, in the gallery of the former residence, various exhibits are held. Admission fee: ¥200

Shimonoseki City Art Museum
20min. bus ride from Shimonoseki Sta. to Shinjū Būtsukaku Mae. The Museum exhibits a variety of ancient oriental artwork and excellent pieces of local artists as well as great paintings from both inside and outside of Japan. Admission fee: Adult ¥200, University students ¥100, Elementary / Junior high / high school students free. (Except for special exhibits AM9:30 - PM6:00 Admission is until 16:30) Closed on Mondays (if Monday is a holiday, it is open and year-end and beginning of the year)

Shimonoseki Sightseeing One-day Bus Ticket
Unlimited ride available on specified routes which cover major tourist spots in Shimonoseki.
Ticket price: Adult ¥20yen, Child ¥80yen
Ticket office: Shimonoseki Sta. Tourist Information Center
Shin-Shimonoseki Sta. Tourist Information Center
Shimonoseki Sta. Bus Ticket Office
Karato Bus Ticket Office

Kaikyō Sansaku One-day Bus Ticket
Unlimited ride available between Shimonoseki Sta. and Karato.
Ticket price: Adult ¥80yen, Child ¥180yen
Ticket office: Shimonoseki Sta. Bus Ticket Office
Karato Bus Ticket Office

SUNQ Pass
SUNQ Pass holders can take unlimited ride on most of the prepayable / local buses and some buses to both Kyushu and Shimonoseki within the designated period.
Ticket prices:
Northern Kyushu + Shimonoseki: 3 days, ¥8,000
All Kyushu + Shimonoseki: 3 days, ¥11,000
All Kyushu + Shimonoseki: 4 days, ¥14,000
Ticket office: Shimonoseki Sta. Bus Ticket Office
Karato Bus Ticket Office

Yamaguchi Bus Pass
Unlimited ride on local buses across Yamaguchi Prefecture.
Ticket prices:
1 day, ¥2,000
2 days, ¥4,000
3 days, ¥5,000
Ticket office: Shimonoseki Sta. Bus Ticket Office

How to get on a train (JR Shinkansen, local line)

There are automatic ticket machines at the station. Please have a ticket to your destination and get on the train. If you are using a Shinkansen or rapid express train, please purchase the ticket at the "ticketing office" in the station.

JR Shimonoseki Station (1F)

JR Shin-Shimonoseki Station

How to get on a bus

You pay the bus fare when you get off. First check the route and the schedule. When you get on the bus, please use the fare paid ticket from the orange-colored ticketing device which is located either on the left or right side of the bus entrance, depending on the type of bus. The fare is based on the distance traveled and is displayed together with the ticket number on the screen mounted on the upper left side of the driver's seat. When you get off, please check your fare price on the screen and insert the fee with the numbered ticket into the fare box you leave.

Shimonoseki Station Loading Zone

Shimonoseki Station Loading Zone

1 2 3 4 5

6 7 8 9

10 11 12 13 14 15 16 17 18 19 20 21 22 23 24 25 26 27 28 29 30 31 32 33 34 35 36 37 38 39 40 41 42 43 44 45 46 47 48 49 50 51 52 53 54 55 56 57 58 59 60 61 62 63 64 65 66 67 68 69 70 71 72 73 74 75 76 77 78 79 80 81 82 83 84 85 86 87 88 89 90 91 92 93 94 95 96 97 98 99 100

101 102 103 104 105 106 107 108 109 110 111 112 113 114 115 116 117 118 119 120 121 122 123 124 125 126 127 128 129 130 131 132 133 134 135 136 137 138 139 140 141 142 143 144 145 146 147 148 149 150 151 152 153 154 155 156 157 158 159 160 161 162 163 164 165 166 167 168 169 170 171 172 173 174 175 176 177 178 179 180 181 182 183 184 185 186 187 188 189 190 191 192 193 194 195 196 197 198 199 200